

WESTERN MICHIGAN UNIVERSITY
Homer Stryker M.D.
SCHOOL OF MEDICINE

MEDICAL EXAMINER AND
FORENSIC SERVICES

MEDICAL EXAMINER'S OFFICE

Semi-Annual Report

DRUG-RELATED FATALITIES

**Allegan
Barry
Berrien
Calhoun**


**Cass
Grand Traverse
Kalamazoo
Leelanau**

**Mason
Muskegon
St. Joseph
Van Buren**

**Office of the Medical Examiner
Western Michigan University
Homer Stryker M.D. School of Medicine**

Disclaimer

The data in this report was collected from 12 counties served by the Office of the Medical Examiner located within the Department of Pathology at Western Michigan University Homer Stryker M.D. School of Medicine (WMed). Data includes deaths in which drugs were listed as the immediate cause of death or as contributory to death on the death certificate. Acute alcohol-related deaths are deemed drug-related deaths and are thus included in this report. This report provides updated statistics in an effort to reduce the frequency of drug-related deaths in the counties we serve. All data presented in this report is preliminary.



Sources: All information was extracted from the Medical Examiner's database of all deaths reported, law enforcement and EMS reports, death certificates, obituaries, STORM (Swift Toxicology of Overdose-Related Mortalities) results, postmortem toxicology reports, and autopsy reports. STORM is an ongoing project used to record suspected drug- and opioid-related deaths in 35 counties in Michigan.

Contents

Drug-Related Death Trends	1
Opioid-Related Deaths	2
Polysubstance Use & Drug Type	3
Routes of Administration	4
Naloxone Administration	5
Demographics	6
Allegan County	10
Barry County	11
Berrien County	12
Calhoun County	14
Cass County	16
Grand Traverse and Leelanau County	17
Kalamazoo County	19
Mason County	22
Muskegon County	23
St. Joseph County	26
Van Buren County	27

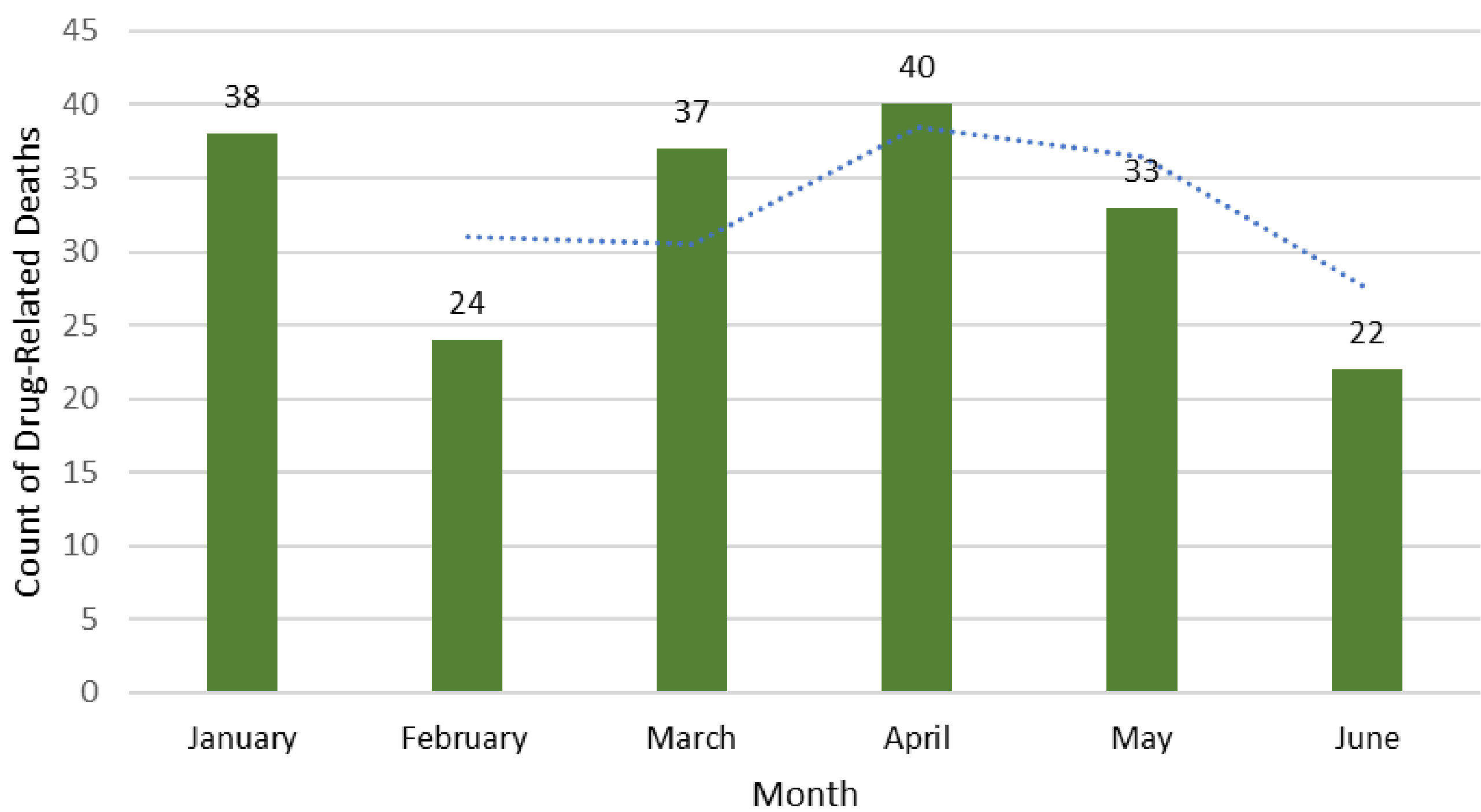


Drug-Related Death Trends

Drug-Related Deaths by Manner, All Counties (12)

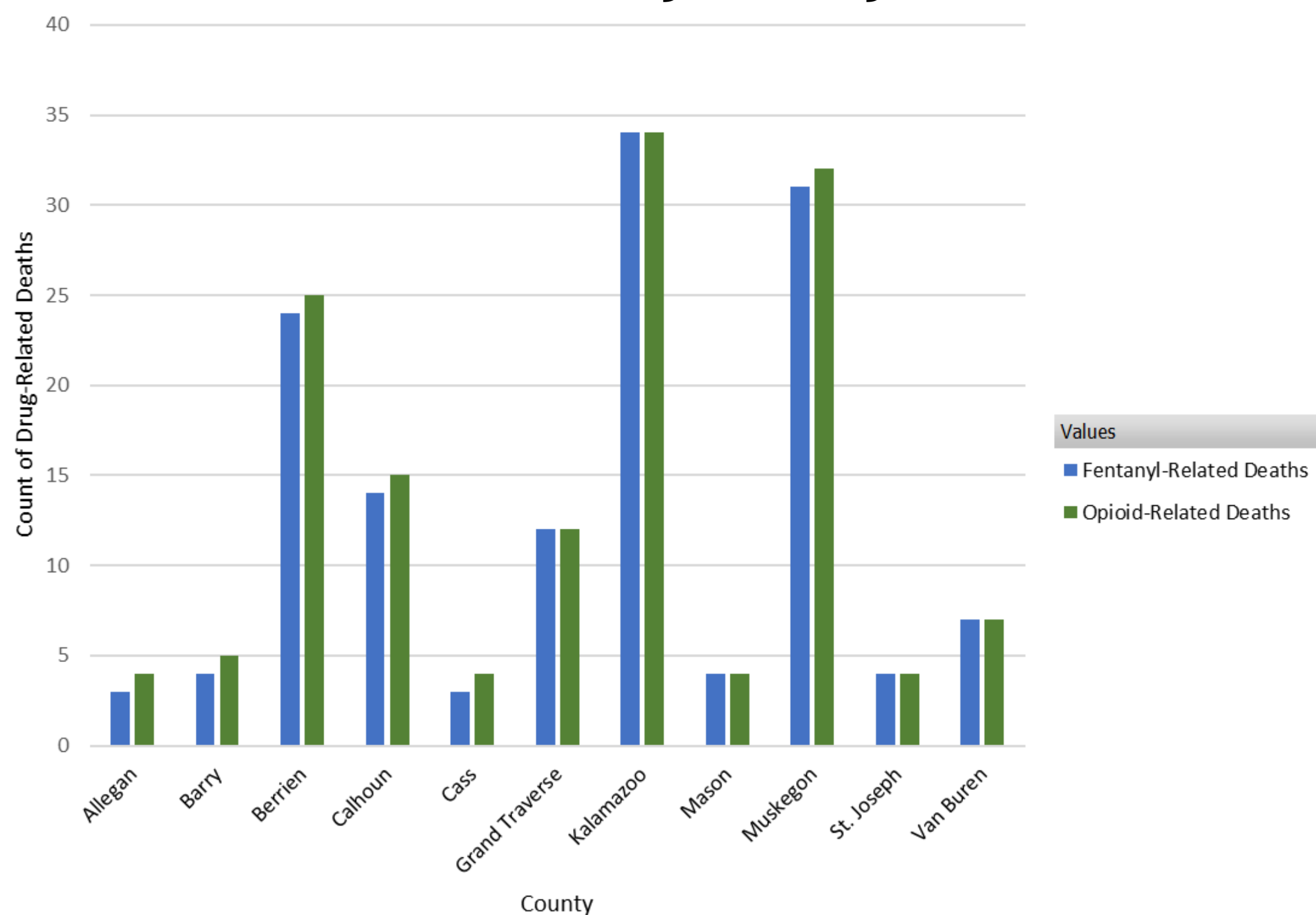
	January	February	March	April	May	June	Total
Accident	38	24	37	40	33	22	194
Suicide	4	2	1	1	1	1	10
Indeterminate	0	1	0	3	0	1	5
Total	42	27	38	44	34	24	209
Total involving opioids	29	20	25	35	26	19	154
% of Deaths involving opioid(s)	69%	74%	66%	80%	76%	80%	74%

Accidental Drug-Related Deaths by Month, All Counties (12)



Opioid-Related Deaths*

Opioids Identified in Cause of Death for Accidental Drug-Related Deaths by County

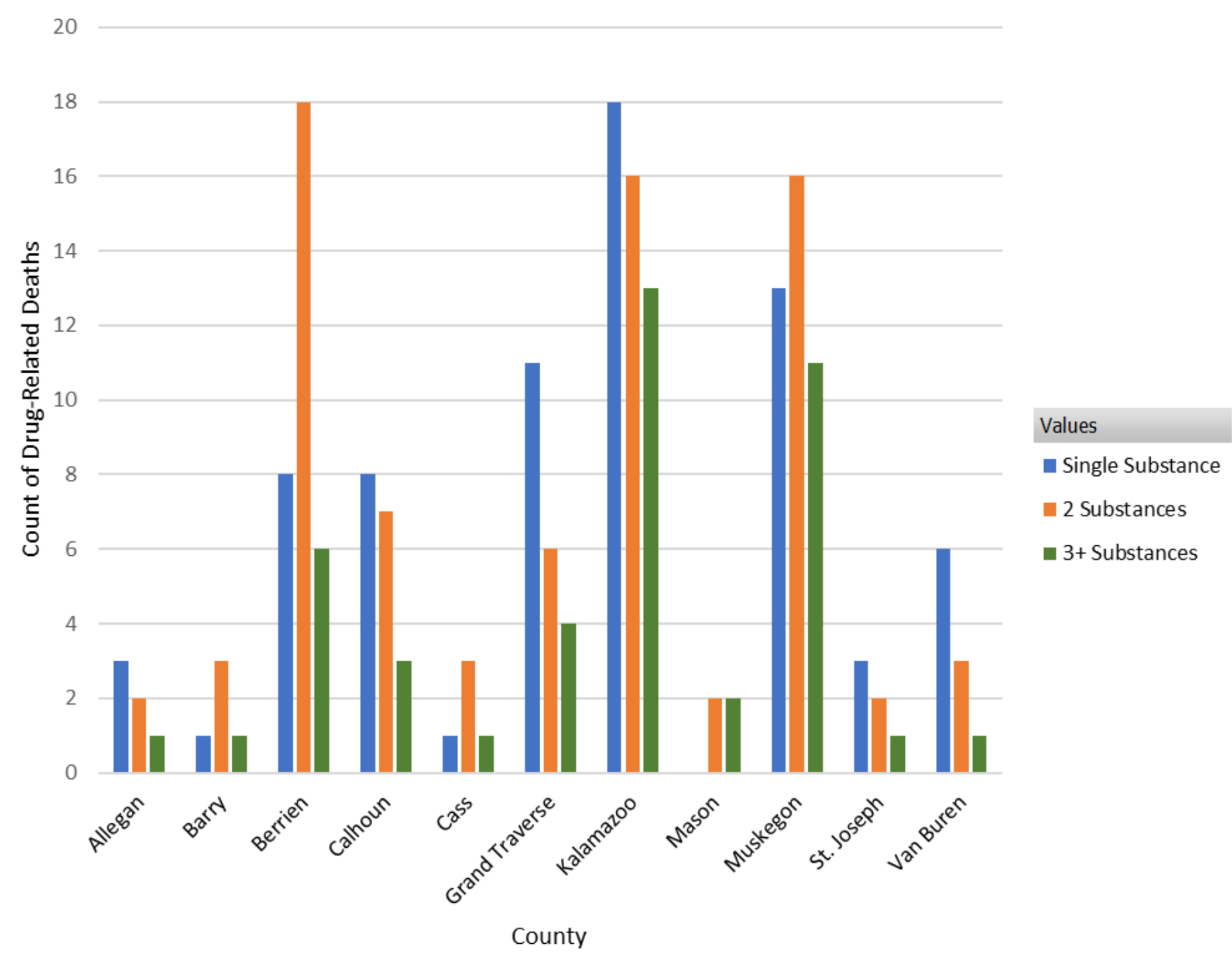


- **146** accidental drug-related deaths involved an opioid*
- **140** accidental drug-related deaths involved fentanyl
- **76.8%** of all accidental drug-related deaths involved an opioid
- **72.2%** of accidental drug-related deaths involved fentanyl

*This data does not include Leelanau County due to low number of drug-related deaths in this county.

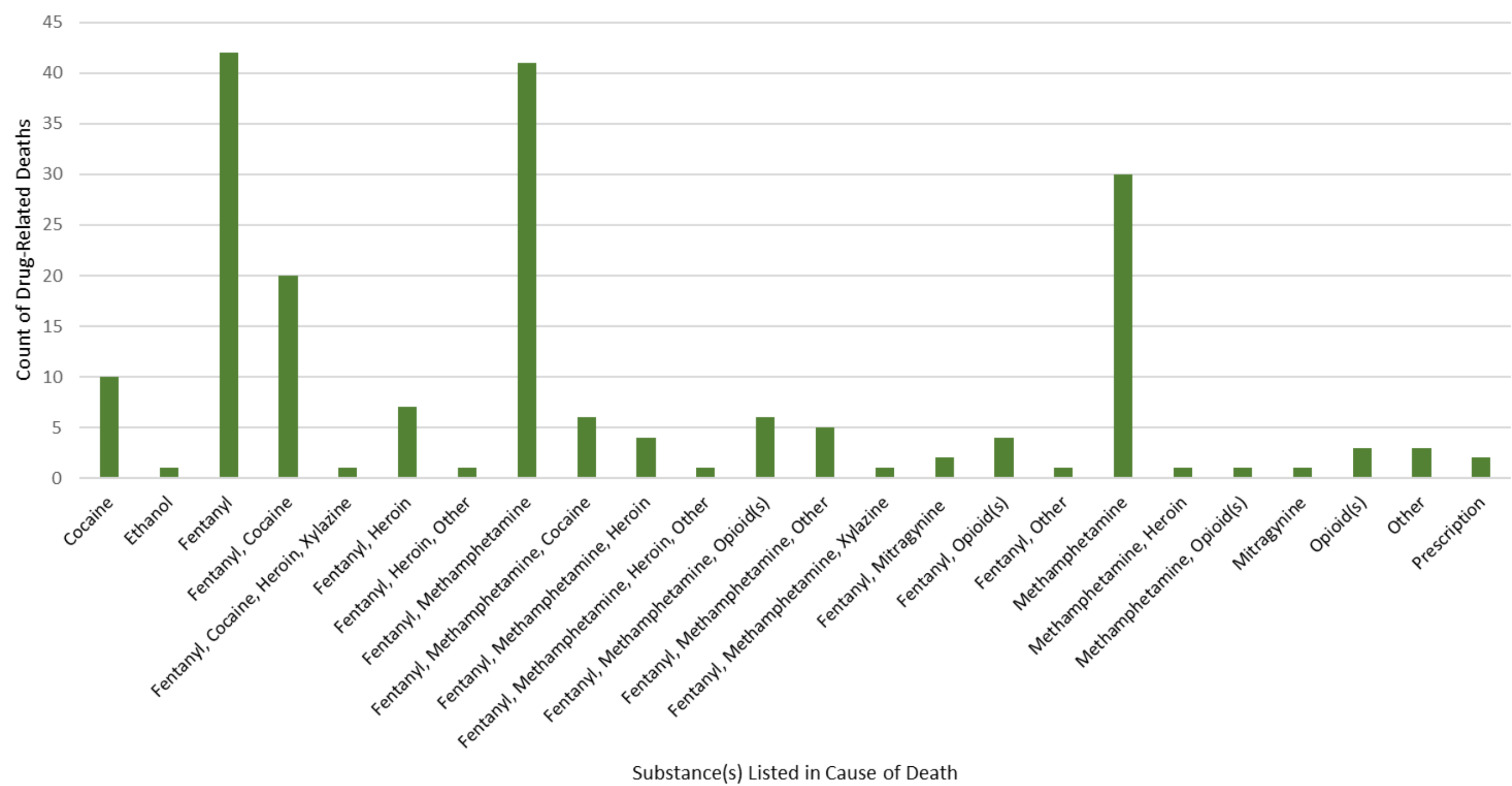
Polysubstance Use & Drug Type*

Number of Substances Listed on Death Certificate that Contributed to Accidental Drug-Related Death, by County



- **44** accidental drug-related deaths involved 3 or more substances*
- **78** accidental drug-related deaths involved 2 substances
- **72** accidental drug-related deaths involved only a single substance
- Polysubstance use involving 3 or more substances accounts for **22.7%** of all accidental drug-related deaths

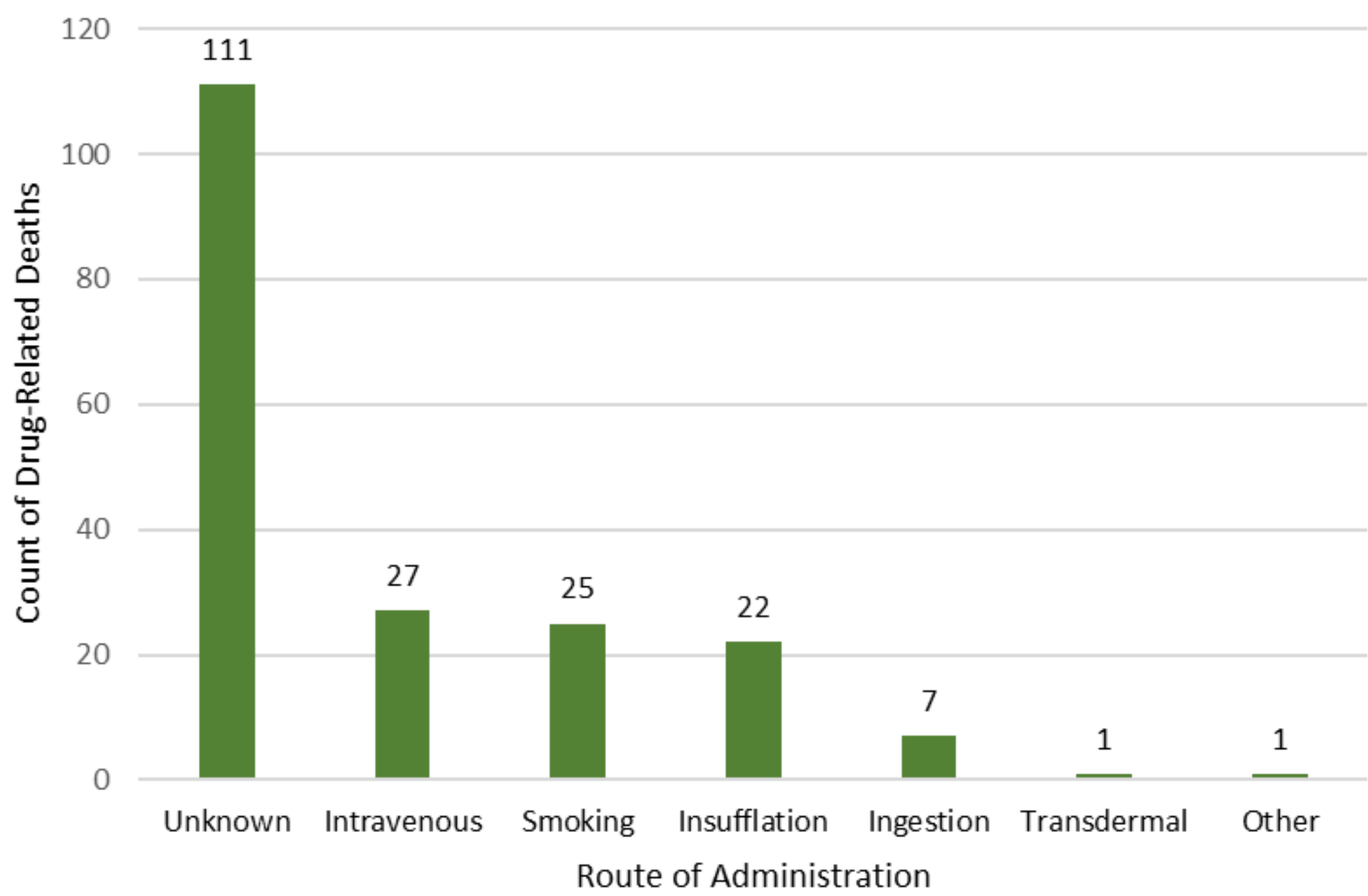
Drugs Identified in Cause of Death for Accidental Drug-Related Deaths**



*This data does not include Leelanau County due to low number of drug-related deaths in this county.
**"Other" refers to any non-opioid prescription, cleaning materials, and chemicals.

Routes of Administration*

Route of Administration for Accidental Drug-Related Deaths**

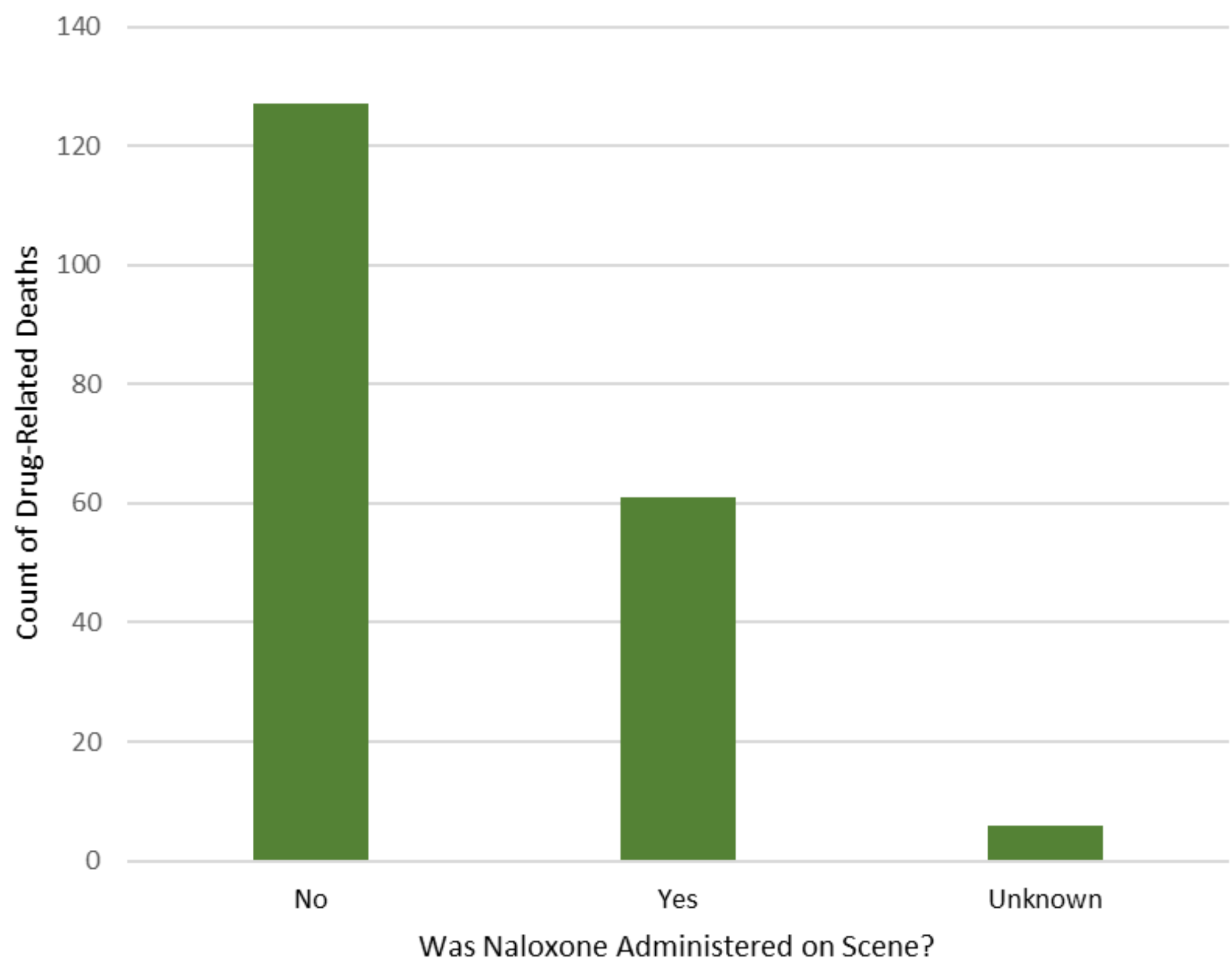


- **27** accidental drug-related deaths involved intravenous (IV) drug use
- **25** accidental drug-related deaths involved smoking of illicit substances
- **22** accidental drug-related deaths involved insufflation of illicit substances**
- **7** accidental drug-related deaths involved ingestion of illicit substances

*This data does not include Leelanau County due to low number of drug-related deaths in this county.
**Insufflation is the act of blowing a substance into a body cavity. This route of administration is commonly known as “snorting”.

Naloxone Administration*

Naloxone (Narcan) Administration in Accidental Drug-Related Deaths



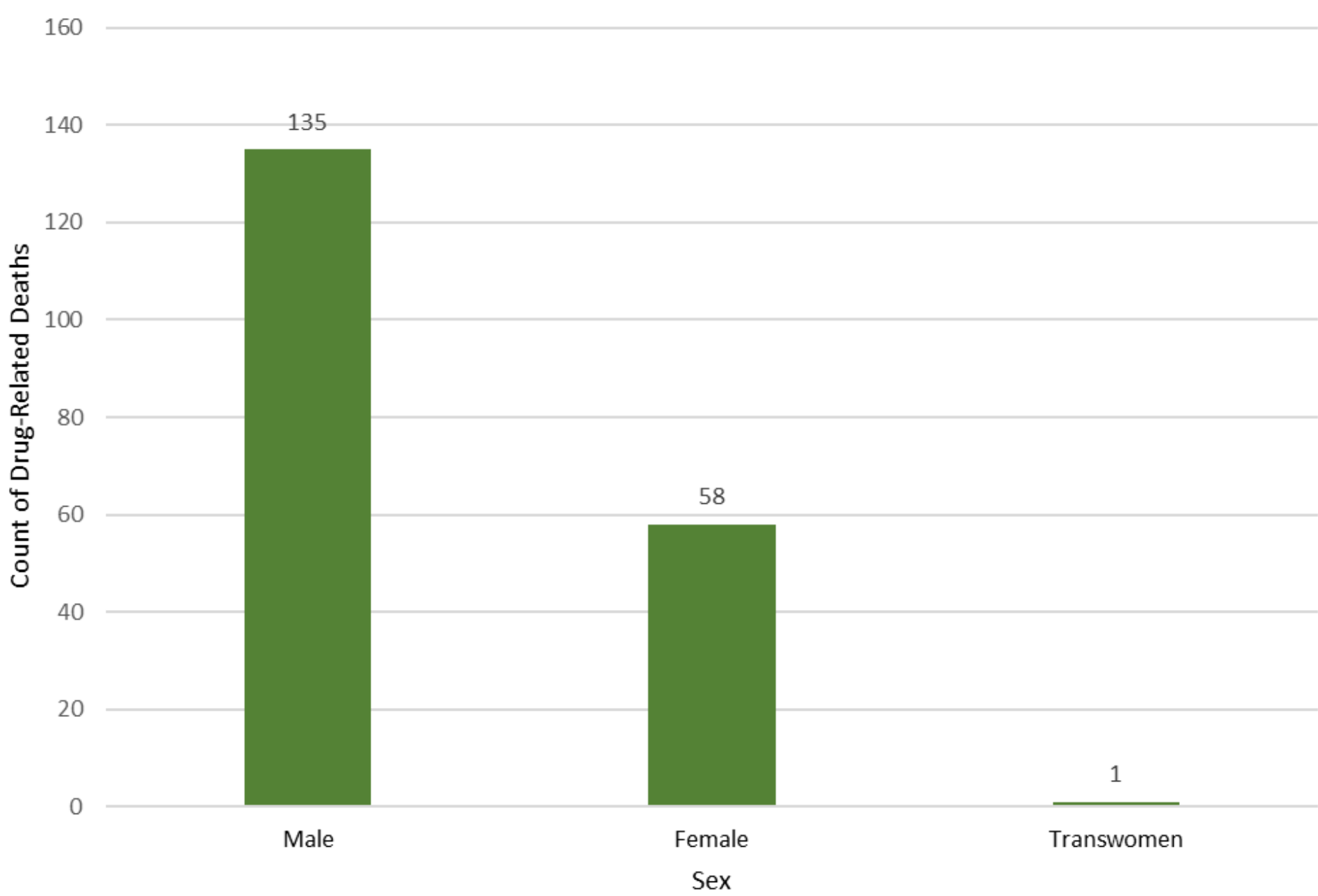
- **Naloxone was administered on scene in 31.4% of accidental drug-related deaths**
- **Naloxone may not have been administered because decedent was obviously deceased when EMS/law enforcement arrived**

*This data does not include Leelanau County due to low number of drug-related deaths in this county.

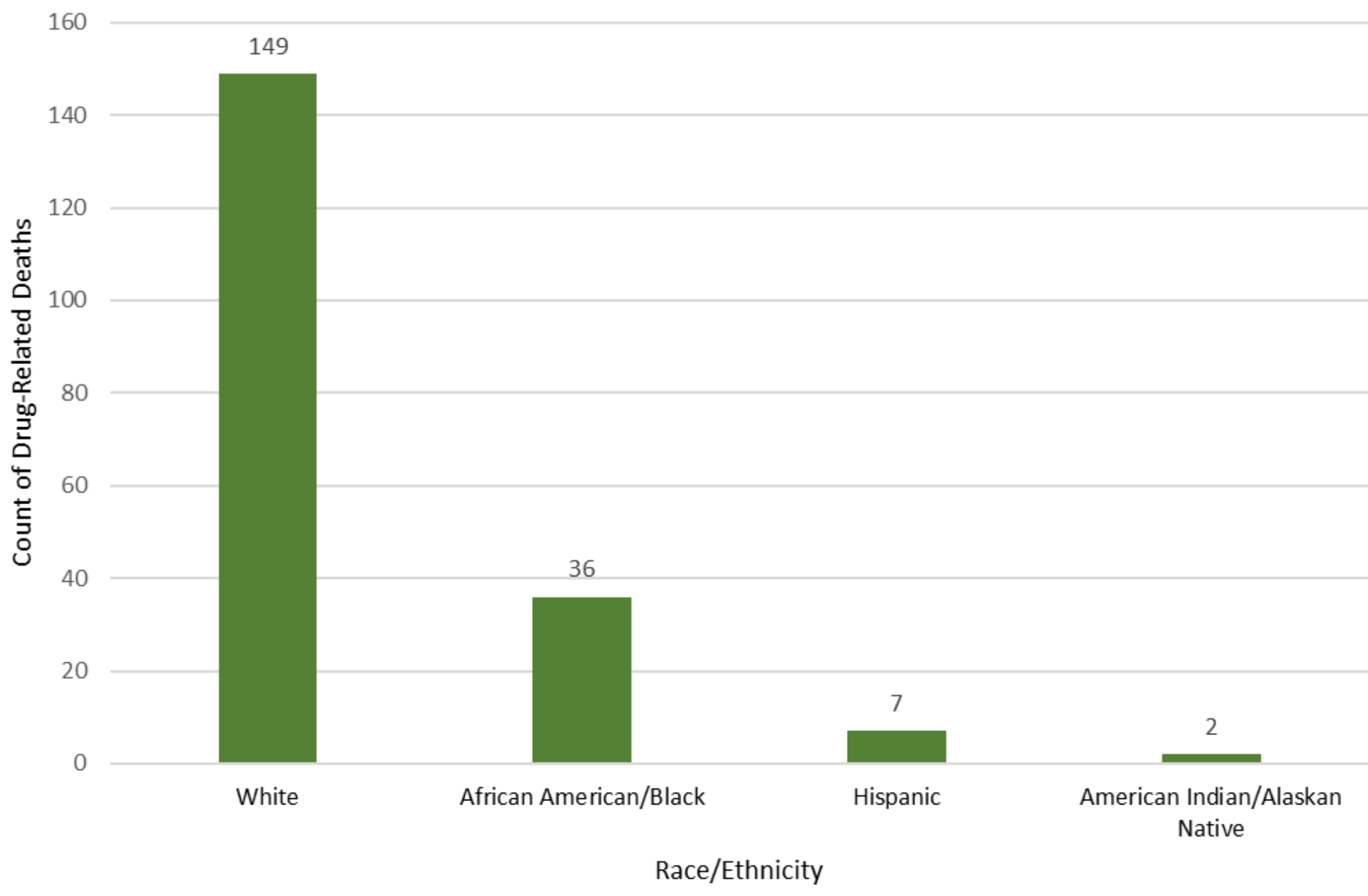


Demographics*

Accidental Drug-Related Deaths & Sex



Accidental Drug-Related Deaths & Race



Accidental Drug-Related Deaths & Age

- **2** Adolescents (<18 yrs)
- **21** Young Adults (18-30 yrs)
- **162** Adults (30-65 yrs)
- **9** Older Adults (65+ yrs)

Accidental Drug-Related Deaths & Veteran Status

- **11** were Veterans
- **144** were not Veterans
- **39** had an Unknown Veteran Status

*This data does not include Leelanau County due to low number of drug-related deaths in this county.



Demographics*

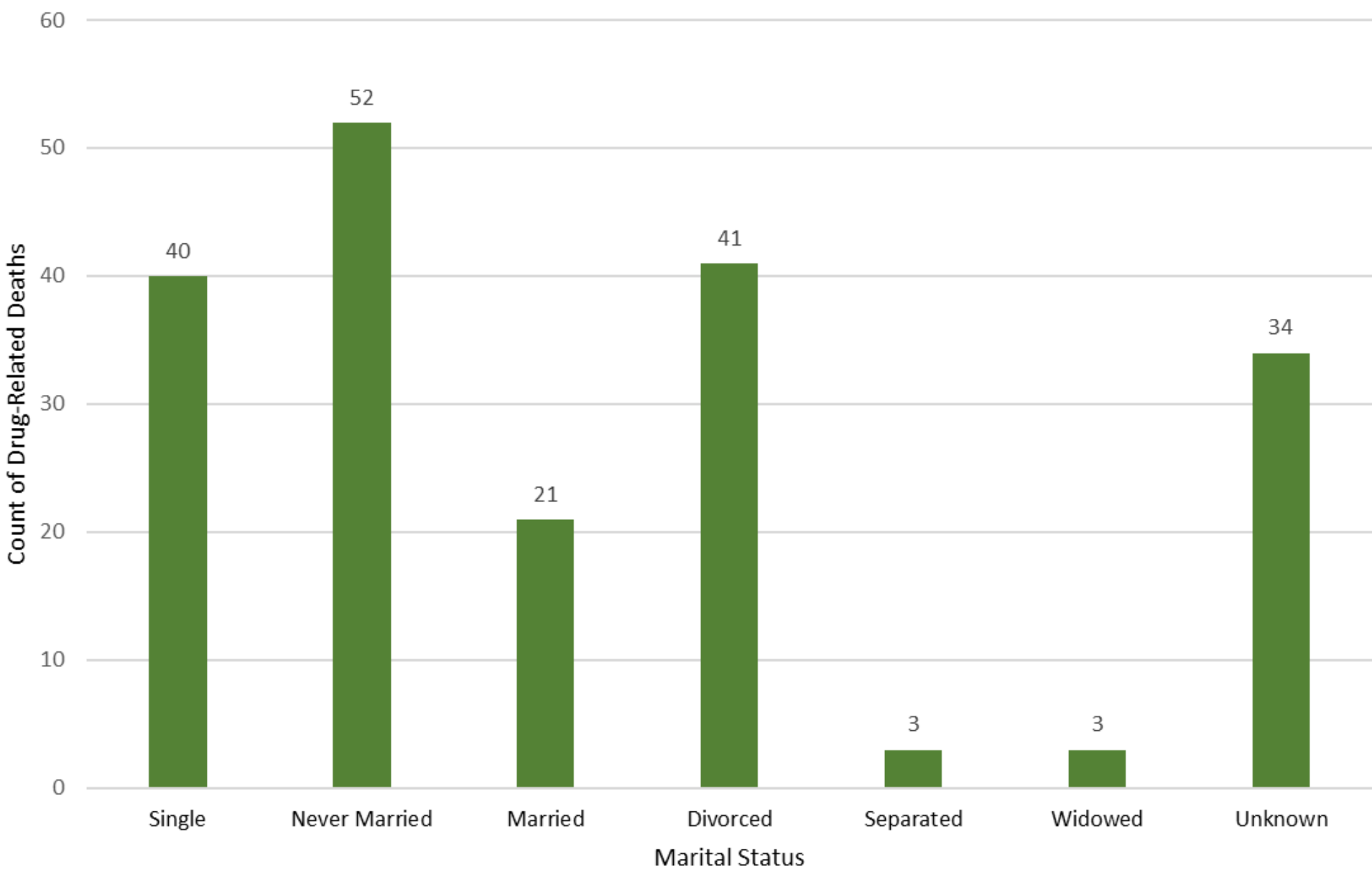
Accidental Drug-Related Deaths & Housing Status

- **158** had Secure Housing
- **26** were Unhoused
- **10** had an Unknown Housing Status

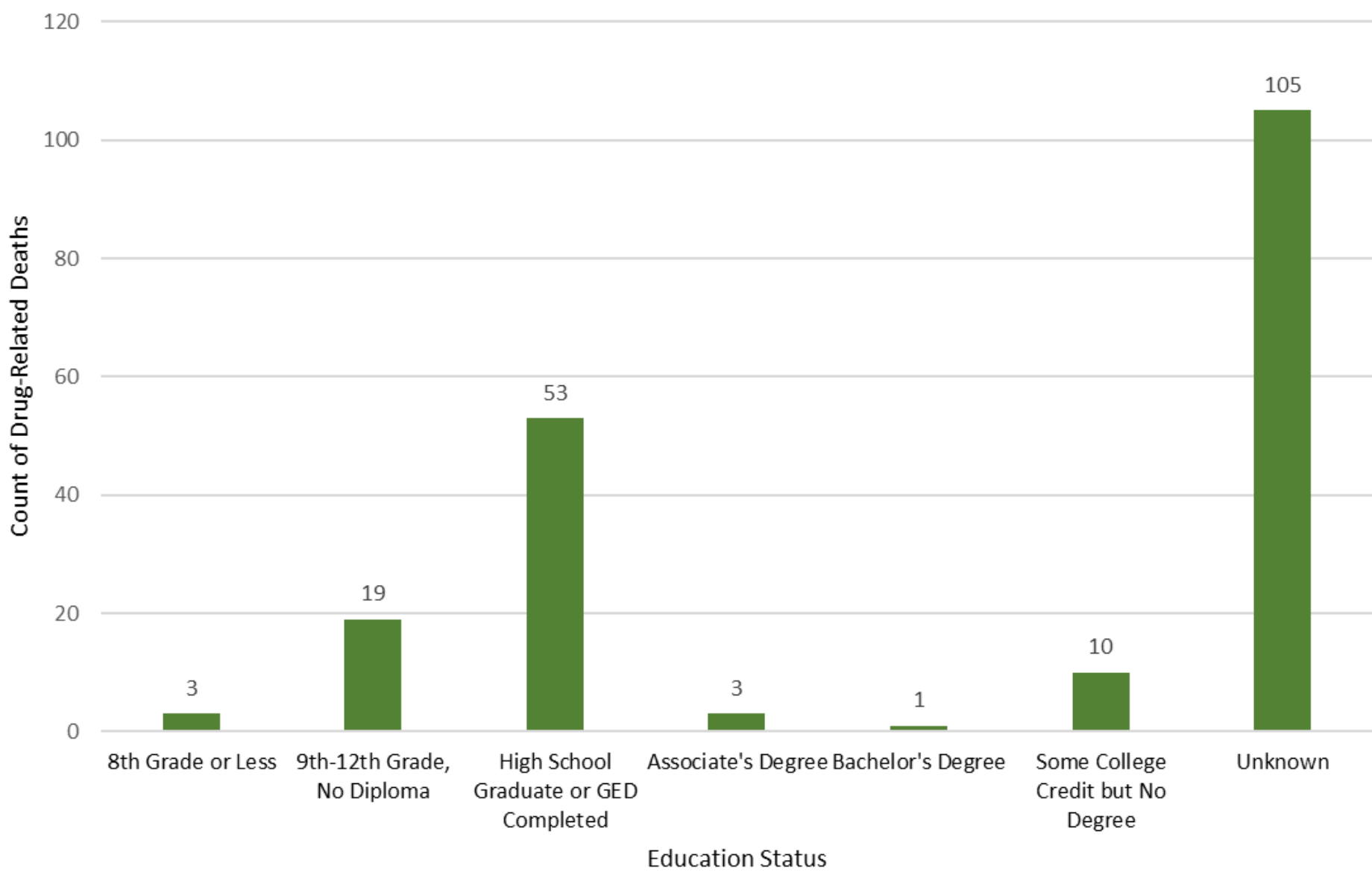
Accidental Drug-Related Deaths & Employment Status

- **42** were Employed
- **76** were Unemployed
- **3** were Retired
- **4** were Other
- **6** had an Unknown Employment Status

Accidental Drug-Related Deaths & Martial Status



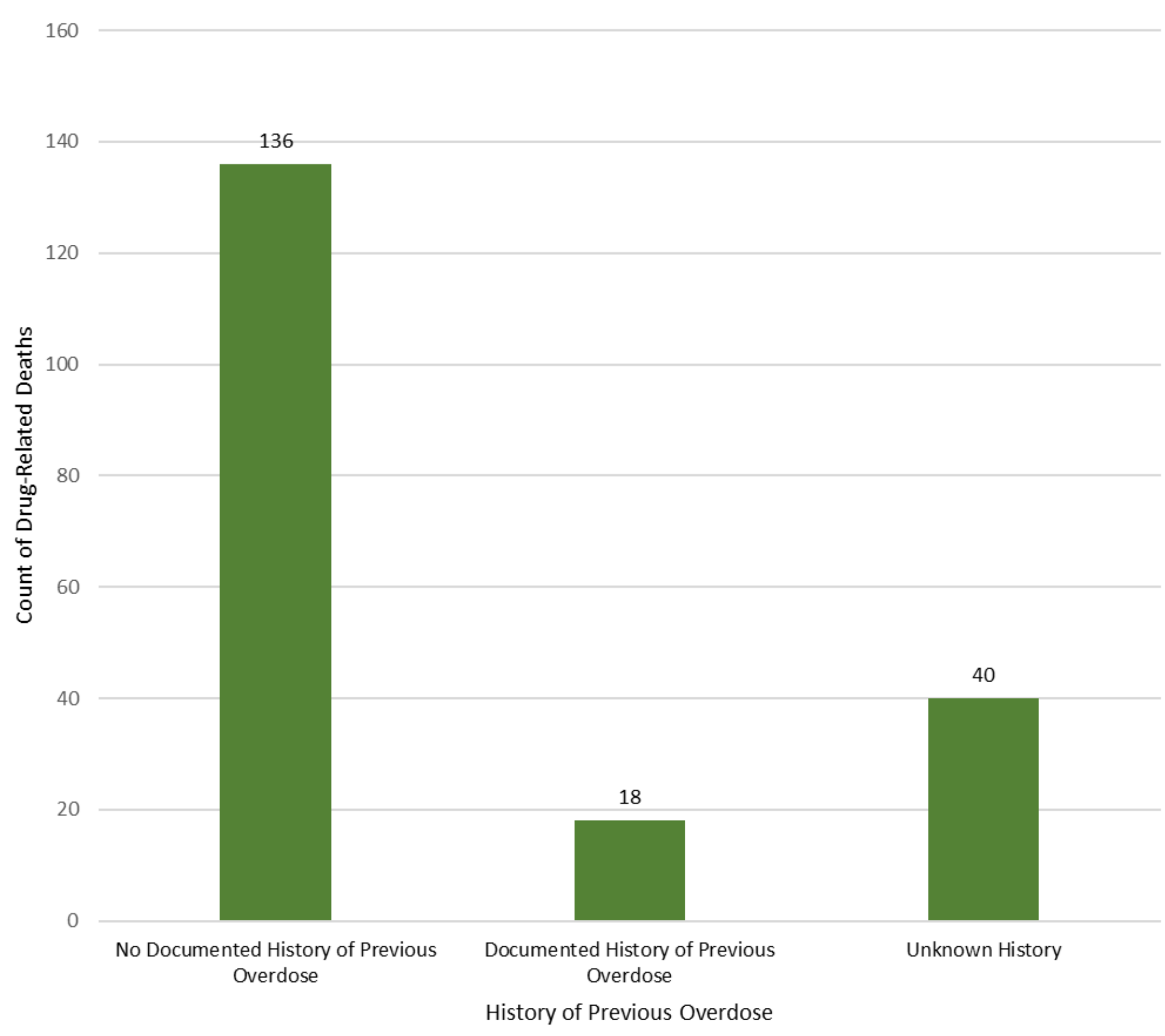
Accidental Drug-Related Deaths & Education Status



*This data does not include Leelanau County due to low number of drug-related deaths in this county.

Demographics*

Accidental Drug-Related Deaths & History of Previous Overdose



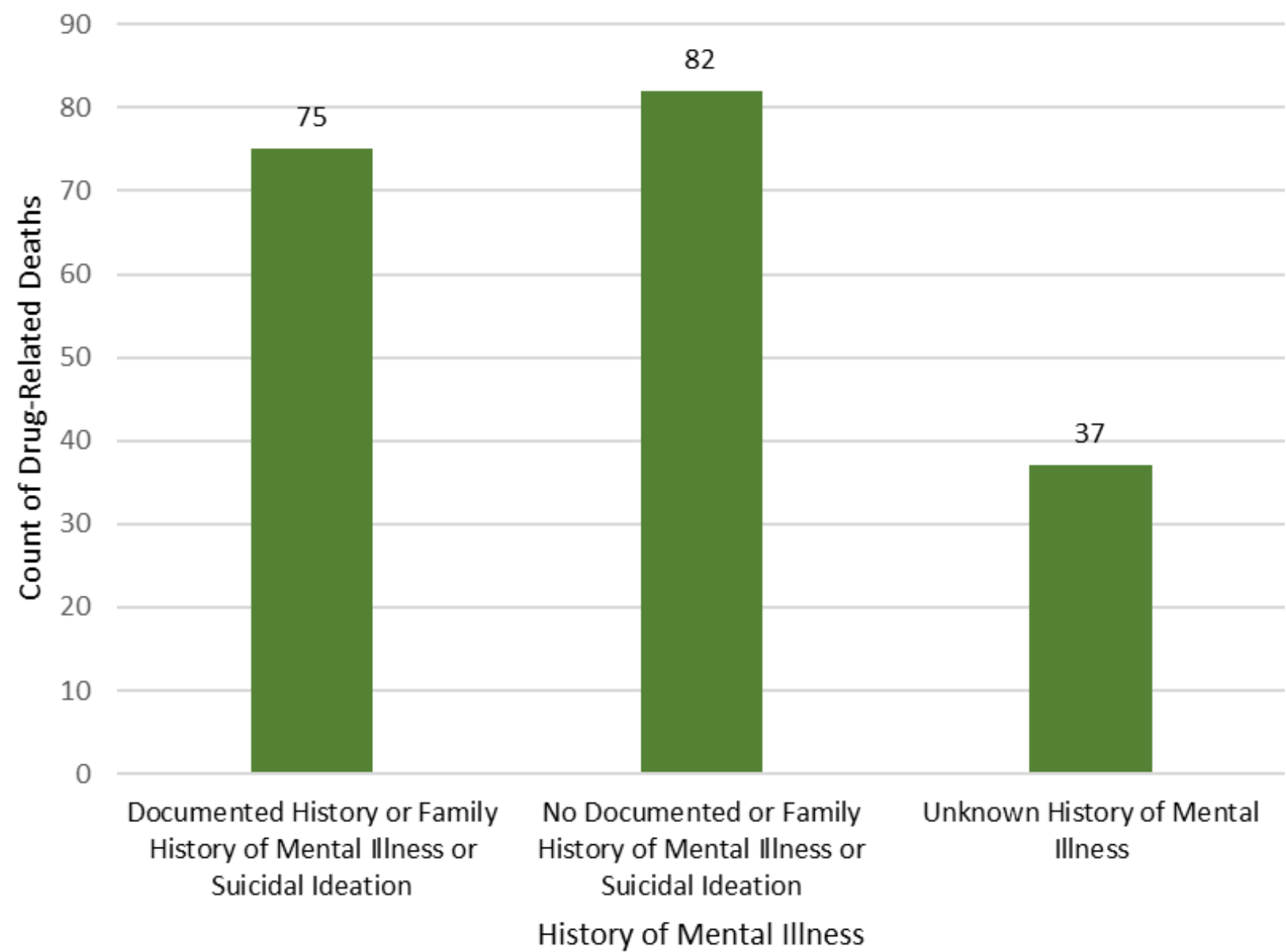
- **136** accidental drug-related deaths did not have a known or reported history of a previous overdose
- **18** accidental drug-related deaths had a least one overdose reported in their medical history
- **9.27% of accidental drug-related deaths had a reported previous overdose**

*This data does not include Leelanau County due to low number of drug-related deaths in this county.

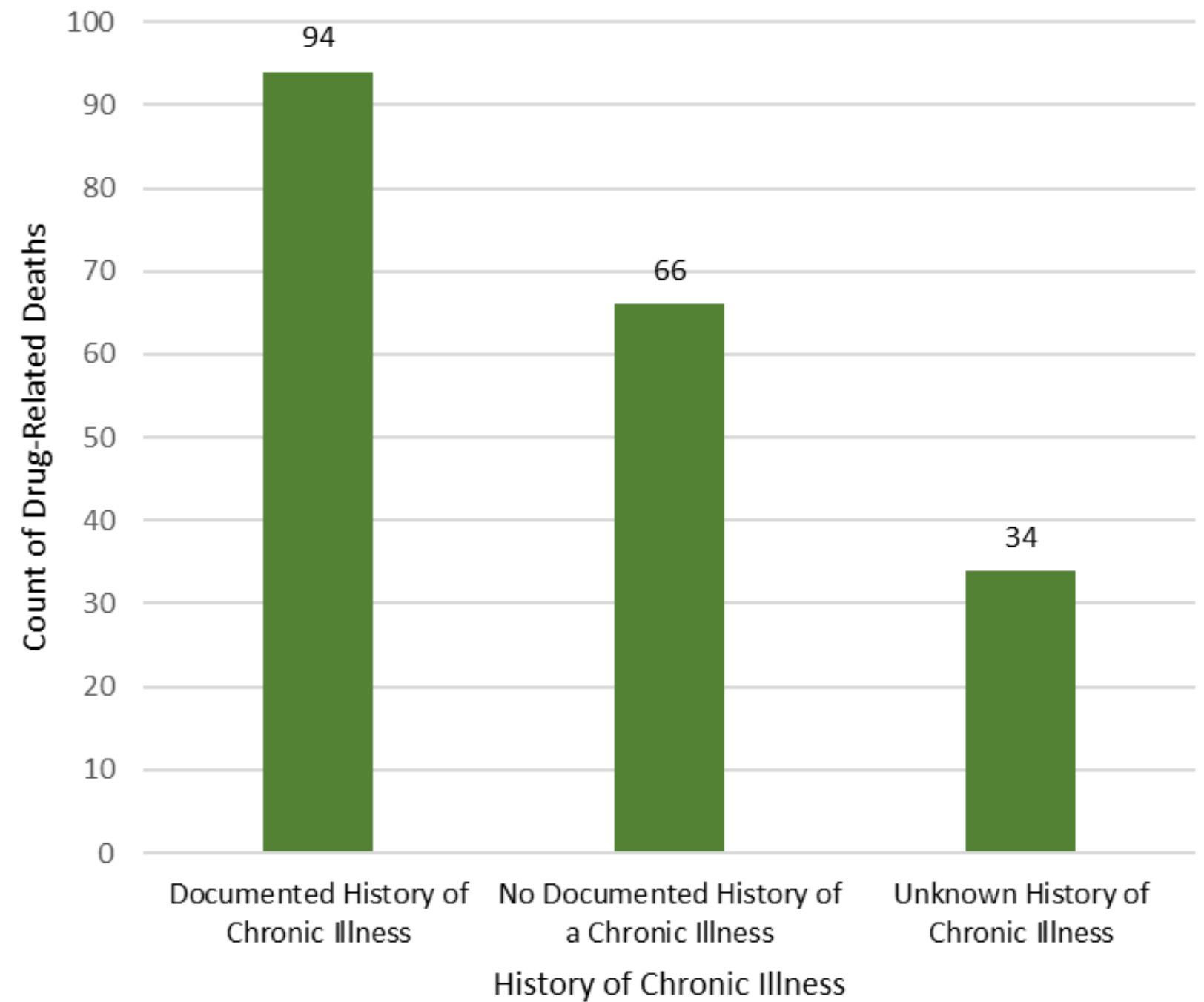


Demographics*

Accidental Drug-Related Deaths & History of Mental Illness



Accidental Drug-Related Deaths & History of Chronic Illness



- **75** had a documented history of mental illness
- **38.6%** of all accidental drug-related deaths had a documented mental illness
- **94** had a documented history of chronic illness
- **48.5%** of all accidental drug-related deaths had a documented chronic illness
- **41** had both a documented history of mental illness and chronic illness
- **21.1%** of all accidental drug-related deaths had documented mental illness and chronic illness

*This data does not include Leelanau County due to low number of drug-related deaths in this county.

Allegan County

Drug-Related Deaths by Manner, Allegan County

	January	February	March	April	May	June	Total
Accident	2	0	1	1	1	1	6
Suicide	0	0	0	0	0	1	1
Indeterminate	0	0	0	0	0	0	0
Total	2	0	1	1	1	2	7
Total involving opioids	2	0	0	1	0	1	4
% of Deaths involving opioid(s)	100%	0%	0%	100%	0%	50%	57%

Drug-Related Deaths, Allegan County

Age	Sex	Race	Zip Code of Injury	Substances contributing to death	Opioid (Y/N)
39	Male	White	49080	Fentanyl, Methamphetamine, Hydrocodone, Ethanol	Y
45	Male	White	49080	Methamphetamine	N
51	Female	White	49078	Oxycodone	Y
33	Male	White	49419	Fentanyl, Ethanol	Y
50	Female	White	49323	Fentanyl, para-Fluorofentanyl	Y
58	Female	White	49344	Methamphetamine	N

Barry County

Drug-Related Deaths by Manner, Barry County

	January	February	March	April	May	June	Total
Accident	1	0	1	1	1	1	6
Suicide	0	0	0	0	0	0	0
Indeterminate	0	0	0	0	0	0	0
Total	1	0	1	1	1	2	6
Total involving opioids	1	0	1	1	1	1	5
% of Accidental deaths involving opioid(s)	100%	0%	100%	100%	100%	100%	83%

Drug-Related Deaths, Barry County

Age	Sex	Race	Zip Code of Injury	Substances contributing to death	Opioid (Y/N)
37	Male	White	49058	Fentanyl, Ethanol	Y
47	Male	White	49058	Fentanyl, Methamphetamine	Y
48	Male	White	49046	Methamphetamine	N
38	Male	White	49344	Fentanyl, Methamphetamine	Y
50	Female	White	49333	Fentanyl, Heroin, para-Fluorofentanyl, Diphenhydramine	Y

Berrien County

Drug-Related Deaths by Manner, Berrien County

	January	February	March	April	May	June	Total
Accident	3	2	10	7	5	5	32
Suicide	0	0	0	1	0	0	1
Indeterminate	0	0	0	2	0	1	3
Total	3	2	10	10	5	6	36
Total involving opioids	3	2	8	4	4	6	27
% of Accidental deaths involving opioid(s)	100%	100%	80%	40%	80%	100%	75%

Drug-Related Deaths, Berrien County

Age	Sex	Race	Zip Code of Injury	Substances contributing to death	Opioid (Y/N)
40	Female	White	49022	Fentanyl, Methamphetamine	Y
61	Male	African American/ Black	49022	Fentanyl, Cocaine	Y
40	Female	African American/ Black	49022	Fentanyl, Cocaine, Ethanol	Y
45	Female	White	49022	Fentanyl, Methamphetamine	Y
34	Male	White	49022	Fentanyl, Methamphetamine, Acetyl Fentanyl	Y
56	Female	African American/ Black	49022	Cocaine	N
30	Male	White	49022	Methamphetamine, Methadone	N
39	Male	White	49022	Fentanyl, Methamphetamine	Y
23	Male	African American/ Black	49022	Fentanyl, Cocaine, para-Fluorofentanyl, Ethanol	Y
48	Male	African American/ Black	49022	Fentanyl, Cocaine, para-Fluorofentanyl	Y

Berrien County

Drug-Related Deaths, Berrien County

Age	Sex	Race	Zip Code of Injury	Substances contributing to death	Opioid (Y/N)
62	Male	White	49120	Fentanyl	Y
31	Male	African American/ Black	49120	Fentanyl, Ethanol	Y
59	Male	White	49120	Fentanyl, Methamphetamine	Y
47	Female	White	49120	Fentanyl	Y
42	Male	White	49120	Fentanyl, Methamphetamine, Cocaine	Y
51	Male	White	49120	Fentanyl, Methamphetamine	Y
44	Male	White	49120	Fentanyl, Ethanol	Y
35	Male	White	49120	Fentanyl, Methamphetamine, Metonitazene	Y
39	Male	White	49038	Fentanyl, Methamphetamine	Y
51	Female	White	49038	Fentanyl, Methadone, para-Fluorofentanyl	Y
58	Female	American Indian/ Alaskan Native	49038	Fentanyl, Methamphetamine	Y
40	Female	American Indian/ Alaskan Native	49038	Methamphetamine	N
30	Male	White	49038	Fentanyl, Methamphetamine, Xylazine	Y
48	Male	African American/ Black	49085	Methamphetamine	N
32	Female	White	49085	Cocaine	N
58	Male	White	49098	Fentanyl, Methamphetamine, Diazepam	Y
37	Male	White	49098	Fentanyl, Heroin	Y
59	Female	White	49117	Fentanyl	Y
30	Male	White	49117	Sodium Nitrite	N
54	Female	White	49127	Fentanyl, Methamphetamine	Y
60	Male	White	49127	Fentanyl, Cocaine	Y
52	Male	White	49126	Fentanyl	Y
57	Male	White	49103	Methamphetamine, Bromazolam	N
49	Male	White	Unknown place of injury	Methamphetamine	N
59	Male	African American/ Black	Unknown place of injury	Cocaine	N
64	Male	White & American Indian/Alaskan Native	Unknown place of injury	Fentanyl	Y

Calhoun County

Drug-Related Deaths by Manner, Calhoun County

	January	February	March	April	May	June	Total
Accident	3	2	10	7	5	5	32
Suicide	0	0	0	1	0	0	1
Indeterminate	0	0	0	2	0	1	3
Total	3	2	10	10	5	6	36
Total involving opioids	3	2	8	4	4	6	27
% of Accidental deaths involving opioid(s)	100%	100%	80%	40%	80%	100%	75%

Drug-Related Deaths, Calhoun County

Age	Sex	Race	Zip Code of Injury	Substances contributing to death	Opioid (Y/N)
40	Male	White	49015	Fentanyl	Y
53	Female	White	49015	Fentanyl, Cocaine	Y
57	Male	White	49015	Fentanyl	Y
44	Female	White	49015	Methamphetamine	N
53	Female	White	49015	Fentanyl, Cocaine	Y
70	Female	White & American Indian/Alaskan Native	49014	Acetaminophen	N
43	Male	White	49014	Fentanyl	Y
28	Male	White	49014	Fentanyl, Cocaine, Heroin, Xylazine	Y
45	Male	White	49014	Fentanyl, Methamphetamine	Y
65	Female	African American/Black	49014	Cocaine	N

Calhoun County

Drug-Related Deaths, Calhoun County

Age	Sex	Race	Zip Code of Injury	Substances contributing to death	Opioid (Y/N)
35	Male	White	49017	Fentanyl, Heroin, para-Fluorofentanyl	Y
61	Male	African American/ Black	49017	Fentanyl, Methamphetamine, Cocaine, Acetyl Fentanyl	Y
24	Female	White	49017	Fentanyl, Ethanol	Y
49	Male	White	49017	Fentanyl, Methamphetamine	Y
65	Female	White	49068	Zolpidem	N
83	Male	White	49068	Hydrocodone	Y
35	Male	White	49068	Fentanyl, Heroin	Y
43	Male	White	49224	Fentanyl, Methamphetamine	Y
39	Female	White	49224	Fentanyl, para-Fluorofentanyl	Y
41	Male	White	49224	Fentanyl, Cocaine, Ethanol	Y
48	Female	White	49037	Morphine	Y
49	Male	White	49037	Ethanol	N

Drug-Related Deaths by Manner, Cass County

	January	February	March	April	May	June	Total
Accident	4	0	0	0	0	1	5
Suicide	1	0	0	0	0	0	1
Indeterminate	0	0	0	0	0	0	0
Total	5	0	0	0	0	0	6
Total involving opioids	3	0	0	0	0	1	4
% of Accidental deaths involving opioid(s)	60%	0%	0%	0%	0%	100%	66%

Drug-Related Deaths, Cass County

Age	Sex	Race	Zip Code of Injury	Substances contributing to death	Opioid (Y/N)
39	Male	White	49120	Fentanyl, Methamphetamine	Y
59	Male	White	49120	Lisinopril, Pantoprazole	N
27	Female	White	49120	Fentanyl, Methamphetamine	Y
59	Female	White	49047	Fentanyl, Methamphetamine	Y
63	Male	White	49047	Methamphetamine	N
60	Male	White	49112	Oxycodone, Morphine, Ethanol	Y

Grand Traverse and Leelanau County

Drug-Related Deaths by Manner, Grand Traverse and Leelanau County

	January	February	March	April	May	June	Total
Accident	4	5	3	0	7	2	21
Suicide	0	0	0	0	0	0	0
Indeterminate	0	0	0	0	0	0	0
Total	4	5	3	0	5	2	21
Total involving opioids	1	5	0	0	2	1	14
% of Accidental deaths involving opioid(s)	25%	100%	0%	0%	40%	50%	70%

Drug-Related Deaths, Grand Traverse and Leelanau County

Age	Sex	Race	Zip Code of Injury	Substances contributing to death	Opioid (Y/N)
60	Female	White	49685	Fentanyl, Cocaine	Y
25	Male	White	49685	Fentanyl	N
43	Male	White	49685	Cocaine	N
32	Male	White	49686	Fentanyl	Y
46	Male	White	49686	Methamphetamine	Y
35	Female	White	49686	1,1-Difluoroethane	N
38	Female	White	49686	Methamphetamine	Y
55	Female	White	49696	Fentanyl, Oxycodone, Temazepam, Alprazolam, Zopiclone	Y
54	Male	White	49696	Methamphetamine	N
32	Male	White	49696	Methamphetamine	Y



Grand Traverse and Leelanau County

Drug-Related Deaths, Grand Traverse and Leelanau County

Age	Sex	Race	Zip Code of Injury	Substances contributing to death	Opioid (Y/N)
42	Male	White	49633	Fentanyl, Methamphetamine, Ethanol	Y
44	Male	White	49633	Fentanyl, Methamphetamine, Diphenhydramine	Y
39	Male	White	49649	Fentanyl, Methamphetamine	Y
55	Female	White	49637	Methamphetamine	Y
38	Female	White	49684	Fentanyl	Y
33	Male	White	49659	Methamphetamine	N
34	Male	White	49690	Fentanyl, Mitragynine	N
25	Male	White	49668	Fentanyl, Methamphetamine	Y
48	Male	White	49621	Cocaine, Ethanol	N
29	Male	White	49643	Fentanyl, Mitragynine, Tramadol	Y
35	Male	White	Unknown place of injury	Fentanyl, Ethanol	N



Kalamazoo County

Drug-Related Deaths by Manner, Kalamazoo County

	January	February	March	April	May	June	Total
Accident	7	4	8	13	10	2	44
Suicide	0	0	0	0	0	0	0
Indeterminate	0	0	0	0	0	0	0
Total	7	4	8	13	10	2	44
Total involving opioids	5	3	5	11	6	1	31
% of Accidental deaths involving opioid(s)	71%	75%	63%	85%	60%	50%	70%

Drug-Related Deaths, Kalamazoo County

Age	Sex	Race	Zip Code of Injury	Substances contributing to death	Opioid (Y/N)
21	Male	African American/ Black	49001	Fentanyl	Y
59	Male	White	49001	Fentanyl, Methamphetamine	Y
49	Female	White	49001	Fentanyl, Methamphetamine	Y
42	Male	African American/ Black	49001	Fentanyl, Cocaine, Ethanol	Y
32	Male	African American/ Black	49001	Fentanyl, Cocaine	Y
54	Male	White	49001	Fentanyl, Cocaine, Ethanol	Y
69	Female	White	49001	Methamphetamine, Heroin	N
49	Male	African American/ Black	49001	Methamphetamine	N
38	Female	African American/ Black	49001	Cocaine	N
58	Male	White	49001	Fentanyl, Heroin, para-Fluorofentanyl	Y

Kalamazoo County

Drug-Related Deaths, Kalamazoo County

Age	Sex	Race	Zip Code of Injury	Substances contributing to death	Opioid (Y/N)
27	Female	White	49048	Fentanyl, Methamphetamine	Y
48	Female	African American/ Black	49048	Fentanyl, Cocaine	Y
57	Male	White	49048	Fentanyl, Methamphetamine, Morphine, para-Fluorofentanyl	Y
38	Male	White	49048	Fentanyl, Methamphetamine	Y
56	Male	African American/ Black	49048	Cocaine	N
28	Male	White	49048	Fentanyl	Y
29	Male	African American/ Black	49048	Fentanyl, Ethanol	Y
48	Male	White	49048	Methamphetamine	N
38	Male	White	49048	Fentanyl, Methamphetamine	Y
45	Male	African American/ Black	49048	Fentanyl, Cocaine, Ethanol	Y
63	Female	White	49048	Fentanyl, Methamphetamine, Morphine	Y
53	Female	Hispanic	49048	Fentanyl, Methamphetamine, Alprazolam, Ethanol	Y
41	Female	African American/Black	49007	Fentanyl, Methamphetamine, Cocaine, Ethanol	Y
28	Female	White	49007	Fentanyl	Y
56	Female	African American/Black	49007	Fentanyl	Y
44	Male	White	49007	Fentanyl	Y
21	Female	White	49007	Fentanyl, MDA, MDMA, Bromazolam	Y
32	Female	White	49007	Methamphetamine	N
58	Male	African American/ Black	49007	Fentanyl, Ethanol	Y
34	Male	White	49002	Fentanyl, Methamphetamine	Y
38	Male	White	49002	Methamphetamine	N
38	Male	White	49002	Fentanyl, Methamphetamine, Methadone, para-Fluorofentanyl	Y
37	Male	White	49002	Fentanyl	Y
64	Male	White	49002	Lithium	N

Kalamazoo County

Drug-Related Deaths, Kalamazoo County

Age	Sex	Race	Zip Code of Injury	Substances contributing to death	Opioid (Y/N)
31	Male	African American/ Black	49004	Fentanyl, Ethanol	Y
28	Female	White	49004	Fentanyl, Methamphetamine	Y
49	Male	African American/ Black	49004	Fentanyl, Methamphetamine	Y
32	Female	White	49008	Fentanyl	Y
63	Male	African American/ Black	49008	Methamphetamine	N
34	Male	White	49008	Fentanyl, Methamphetamine, Heroin, para-Fluorofentanyl	Y
58	Male	African American/ Black	49006	Fentanyl	Y
68	Male	White	49067	Methamphetamine	N
59	Male	White	49071	Methamphetamine	N
48	Female	White	49047	Methamphetamine	N
21	Male	White	49024	Bupropion, Hydroxybupropion	N
52	Male	White	49097	Fentanyl, Heroin, para-Fluorofentanyl	Y
40	Female	White	49083	Fentanyl, Methamphetamine	Y

Mason County

Drug-Related Deaths by Manner, Mason County

	January	February	March	April	May	June	Total
Accident	0	1	1	1	1	0	4
Suicide	0	0	0	0	0	0	0
Indeterminate	0	0	0	0	0	0	0
Total	0	1	1	1	1	0	4
Total involving opioids	0	1	1	1	1	0	4
% of Accidental deaths involving opioid(s)	0%	100%	100%	100%	100%	0%	100%

Drug-Related Deaths, Mason County

Age	Sex	Race	Zip Code of Injury	Substances contributing to death	Opioid (Y/N)
62	Male	White	49431	Fentanyl, Methamphetamine	Y
68	Male	White	49431	Fentanyl, Methamphetamine, para-Fluorofentanyl, Methadone	Y
31	Male	White	49410	Fentanyl, Heroin	Y
41	Male	White	49411	Fentanyl, Methamphetamine, Ethanol	Y



Muskegon County

Drug-Related Deaths by Manner, Muskegon County

	January	February	March	April	May	June	Total
Accident	9	6	8	8	10	4	40
Suicide	2	1	1	0	0	0	4
Indeterminate	0	1	0	1	0	0	2
Total	11	8	9	9	10	4	46
Total involving opioids	6	5	6	8	9	3	37
% of Accidental deaths involving opioid(s)	55%	63%	66%	88%	90%	75%	80%

Drug-Related Deaths, Muskegon County

Age	Sex	Race	Zip Code of Injury	Substances contributing to death	Opioid (Y/N)
45	Male	African American/Black	49445	Fentanyl, Cocaine	Y
70	Female	White	49445	Potassium Chloride	N
35	Male	White	49445	Mitragynine	N
46	Female	White	49441	Fentanyl, Methamphetamine, Heroin	Y
43	Male	White	49441	Acetaminophen, Salicylate, Diphenhydramine, Mitragynine	N
38	Male	White	49441	Fentanyl, Cocaine	Y
74	Female	White	49441	Amlodipine	N



Muskegon County

Drug-Related Deaths, Muskegon County

Age	Sex	Race	Zip Code of Injury	Substances contributing to death	Opioid (Y/N)
34	Female	White	49442	Fentanyl, Methamphetamine, Tramadol	Y
40	Male	White	49442	Fentanyl, Methamphetamine	Y
37	Male	White	49442	Fentanyl, Methamphetamine, Ethanol	Y
34	Male	White	49442	Fentanyl, Cocaine, para-Fluorofentanyl	Y
64	Male	White	49442	Fentanyl, para-Fluorofentanyl	Y
37	Male	White	49442	Fentanyl, Ethanol	Y
26	Female	White	49442	Fentanyl, para-Fluorofentanyl	Y
42	Male	White	49442	Fentanyl, Methamphetamine, Cocaine, Ethanol	Y
29	Male	White	49442	Fentanyl, Cocaine, Ethanol	Y
57	Female	White	49442	Methamphetamine	N
66	Male	White	49442	Methamphetamine	N
59	Male	White	49442	Fentanyl, Cocaine	Y
36	Male	White	49442	Fentanyl	Y
64	Female	White	49442	Lysol	N
69	Male	White	49442	Fentanyl, Morphine, Diazepam	Y
32	Female	White	49442	Fentanyl	Y
50	Male	White	49442	Verapamil	N
53	Male	African American/Black	49442	Methamphetamine	N
37	Male	White	49444	Fentanyl, Methamphetamine, MDMA, Clonazepam	Y
43	Female	African American/Black	49444	Fentanyl, Methadone, Ethanol	Y
41	Male	White	49444	Fentanyl, Methamphetamine, para-Fluorofentanyl	Y
46	Female	White	49444	Fentanyl, Methamphetamine, Cocaine	Y
39	Male	White	49444	Fentanyl, Methamphetamine, para-Fluorofentanyl	Y
44	Male	White	49444	Fentanyl, Methamphetamine, Heroin	Y
26	Male	White	49444	Fentanyl	Y
45	Male	White	49444	Cocaine, Ethanol	N
15	Female	White	49444	Fentanyl	Y
37	Male	White	49444	Fentanyl, Cocaine, Ethanol	Y
64	Male	African American/Black	49444	Fentanyl, Cocaine	Y
45	Male	African American/Black	49444	Fentanyl, Methamphetamine	Y
65	Male	African American/Black	49444	Fentanyl, Methamphetamine, Cocaine, Ethanol	Y

Muskegon County

Drug-Related Deaths, Muskegon County

Age	Sex	Race	Zip Code of Injury	Substances contributing to death	Opioid (Y/N)
56	Male	White	49451	Fentanyl, Methamphetamine, Ethanol	Y
63	Male	White	49451	Fentanyl	Y
53	Female	White	49327	Morphine, Alprazolam, Duloxetine	Y
61	Male	White	49412	Methamphetamine	N
14	Male	White	49425	Fentanyl	Y
68	Male	White	49457	Methamphetamine	N
31	Male	White	49417	Fentanyl, Heroin	Y
23	Female	White	Unknown place of injury	Methadone	Y



St. Joseph County

Drug-Related Deaths by Manner, St. Joseph County

	January	February	March	April	May	June	Total
Accident	3	1	0	1	1	0	6
Suicide	0	0	0	0	0	0	0
Indeterminate	0	0	0	0	0	0	0
Total	3	1	0	1	1	0	6
Total involving opioids	3	0	0	0	1	0	4
% of Accidental deaths involving opioid(s)	100%	0%	0%	0%	100%	0%	66%

Drug-Related Deaths, St. Joseph County

Age	Sex	Race	Zip Code of Injury	Substances contributing to death	Opioid (Y/N)
17	Male	White	49093	Fentanyl, Methamphetamine, Heroin	Y
44	Male	White	49093	Fentanyl, Methamphetamine	Y
22	Male	White	49093	Fentanyl, Methamphetamine	Y
37	Female	White	49093	Methamphetamine	N
49	Male	White	49093	Methamphetamine	N
25	Male	White	49093	Fentanyl	Y



Van Buren County

Drug-Related Deaths by Manner, Van Buren County

	January	February	March	April	May	June	Total
Accident	3	3	0	2	0	2	10
Suicide	0	0	0	0	0	0	0
Indeterminate	0	0	0	0	0	0	0
Total	3	3	0	2	0	2	10
Total involving opioids	2	2	0	2	0	1	7
% of Accidental deaths involving opioid(s)	66%	66%	0%	100%	0%	50%	70%

Drug-Related Deaths, Van Buren County

Age	Sex	Race	Zip Code of Injury	Substances contributing to death	Opioid (Y/N)
68	Male	White	49090	Fentanyl, Methamphetamine	Y
66	Female	White	49090	Fentanyl	Y
34	Male	African American/Black	49090	Fentanyl	Y
43	Female	African American/Black	49043	Cocaine	N
39	Female	White	49043	Fentanyl, Methamphetamine	Y
59	Male	White	49071	Fentanyl, Morphine	Y
52	Male	White	49026	Methamphetamine	N
63	Male	White	49057	Fentanyl, Methamphetamine, Heroin	Y
22	Male	White	49013	Fentanyl	Y
59	Male	White	49055	Methamphetamine	N



MEDICAL EXAMINER AND
FORENSIC SERVICES

mimedicalexaminer.com

Physical Address:

300 Portage Street

Kalamazoo, MI 49007

Phone: (269) 337-6173

After Hours: (844) 337-6001

Mailing Address:

1000 Oakland Drive

Kalamazoo, MI 49008

